



### Grade 1

Auxiliary and primary locking

### 3100 Series

Interchangeable Core Shown

- Lifetime warranty
- Non-handed
- Standard and interchangeable cores available

- Standard Door Prep: • Cylinder Hole: 2<sup>1</sup>/<sub>8</sub>" (54 mm) Diameter (Cross Bore)  
 • Latch Hole: 1" (25.4 mm) Diameter (Edge Bore)
- Certifications: • BHMA Certified ANSI A156.5 Grade 1  
 • ANSI A250.13 Severe Windstorm Resistant Component  
 • UL/cUL Listed for all functions up to 3 hours for "A" label single doors  
 • UL10C/UBC 7-2 (1997) Positive Pressure Rated  
 • UL10B Neutral Pressure Rated  
 • ADA - Thumbturn
- Exposed Trim: • Brass or Bronze
- Mechanism: • Steel, zinc plated and dichromated
- Keys: • Two brass keys per lock
- Cylinders: • Brass - Keyed Different - C Keyway  
 • Drilled 6-pin, Keyed 5-pin - Standard  
 • Other keying options available from the factory  
 • Interchangeable Core - Brass 6 or 7 pin - uncombined and combined - sold separately
- Door Thickness: • 1<sup>3</sup>/<sub>8</sub>" (35 mm) - 1<sup>3</sup>/<sub>4</sub>" (45 mm)
- Backset: • 2<sup>3</sup>/<sub>4</sub>" (70 mm) - Standard  
 • 2<sup>5</sup>/<sub>8</sub>" (60 mm) - Optional
- Latchbolt: • 1" (25.4 mm) Throw - Brass with concealed hardened steel roller to prevent sawing or cutting  
 • 2<sup>1</sup>/<sub>4</sub>" (57 mm) x 1<sup>1</sup>/<sub>8</sub>" (29 mm) Square Corner Faceplate
- Strikes: • 3930 Square Corner, 1<sup>1</sup>/<sub>8</sub>" (29 mm) x 2<sup>3</sup>/<sub>4</sub>" (70 mm) with dustbox - Standard  
 • 3929 ASA Deadbolt Strike - Optional
- Functions: • 14 Double Cylinder, 15 Single Cylinder, 18 Classroom
- Finishes: • US3, US4, US10, US10B, US26, US26D

### Optional Latchbolts



- 3940** 2<sup>3</sup>/<sub>4</sub>" (70 mm) Square or Round Corner Bolt - Standard  
**3941\*** 2<sup>3</sup>/<sub>8</sub>" (60 mm) Square or Round Corner Bolt - Optional  
**3942\*** 2<sup>3</sup>/<sub>8</sub>" (60 mm) - 2<sup>3</sup>/<sub>4</sub>" (70 mm) Adjustable Square Corner Bolt - Standard (3219 Deadbolt Only)  
 • 1<sup>1</sup>/<sub>8</sub>" (28 mm) Square Corner Faceplate - Standard  
 • 1<sup>1</sup>/<sub>8</sub>" (28 mm) Round Corner - Optional  
 • 1" Square or Round Corner Faceplate - Optional

### Strikes



- 3929** ASA Deadbolt Strike - Optional  
 1<sup>3</sup>/<sub>16</sub>" (46 mm) x 4<sup>7</sup>/<sub>8</sub>" (124 mm)



- 3930\*** Strike Plate - Standard  
 1<sup>1</sup>/<sub>8</sub>" (29 mm) x 2<sup>3</sup>/<sub>4</sub>" (70 mm)

\* For US32/US32D, order US26/US26D



### Grade 2

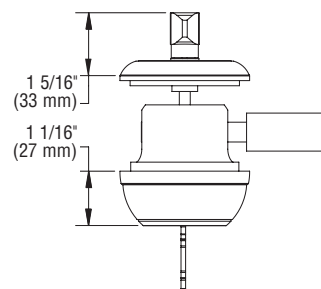
Auxiliary and primary locking

### 3200 Series

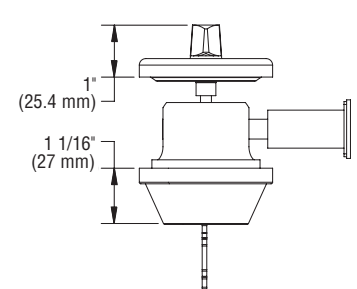
Standard Core Shown

- Lifetime warranty
- Non-handed
- Standard and interchangeable cores available

- Standard Door Prep: • Cylinder Hole: 2<sup>1</sup>/<sub>8</sub>" (54 mm) Diameter (Cross Bore)  
 • Latch Hole: 1" (25.4 mm) Diameter (Edge Bore)
- Certifications: • BHMA Certified ANSI A156.5 Grade 2  
 • ANSI A250.13 Severe Windstorm Resistant Component  
 • UL/cUL Listed for all functions up to 3 hours for "A" label single doors  
 • UL10C/UBC 7-2 (1997) Positive Pressure Rated  
 • UL10B Neutral Pressure Rated
- Exposed Trim: • Wrought Brass, Bronze or Stainless Steel
- Mechanism: • Steel, zinc plated and dichromated
- Keys: • Two brass keys per lock
- Cylinders: • Brass 6-pin - Keyed Different - C Keyway  
 • Keyed 5-pin - Standard  
 • Other keying options available from the factory  
 • Interchangeable Core - Brass 6 or 7 pin - uncombined and combined - sold separately
- Door Thickness: • 1<sup>3</sup>/<sub>8</sub>" (35 mm) - 1<sup>3</sup>/<sub>4</sub>" (45 mm)
- Backset: • 2<sup>3</sup>/<sub>4</sub>" (70 mm) - Standard  
 • 2<sup>5</sup>/<sub>8</sub>" (60 mm) - Optional
- Latchbolt: • 1" (25.4 mm) Throw - Brass with concealed hardened steel roller to prevent sawing or cutting  
 • 2<sup>1</sup>/<sub>4</sub>" (57 mm) x 1<sup>1</sup>/<sub>8</sub>" (29 mm) Square Corner Faceplate
- Strikes: • 3930 Square Corner, 1<sup>1</sup>/<sub>8</sub>" (29 mm) x 2<sup>3</sup>/<sub>4</sub>" (70 mm) with dustbox - Standard  
 • 3929 ASA Deadbolt Strike - Optional
- Functions: • 14 Double Cylinder, 15 Single Cylinder, 19 Thumbturn Only
- Finishes: • US3, US4, US10, US10B, US26D, US32, US32D



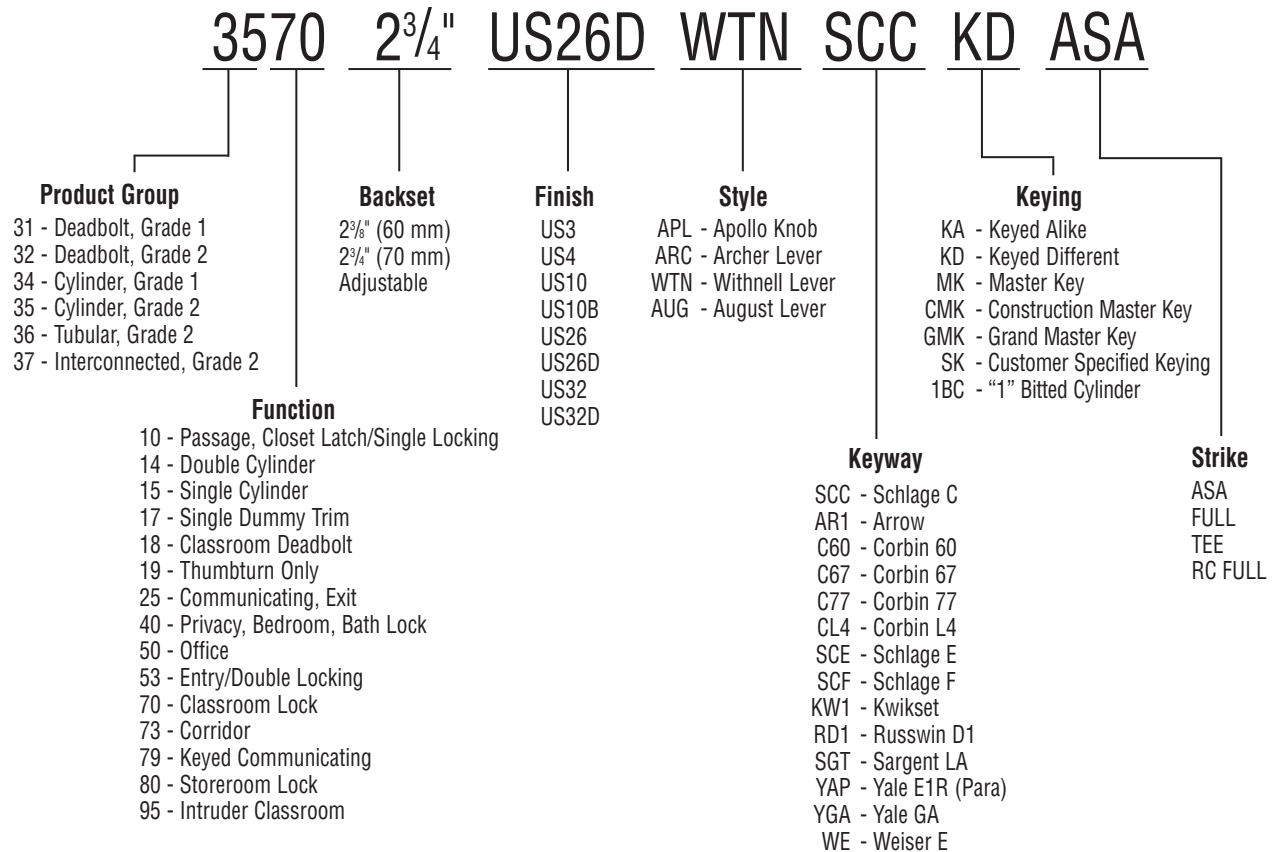
3100 Series



3200 Series



### HOW TO ORDER



NOTE: Not all functions are available for each product group. Please refer to the individual product pages for function availability.

### DEADBOLT FUNCTION CHART

FUNCTION	FUNCTION NO.	FUNCTION DESCRIPTION	ANSI NO.	
<b>Double</b> (3100 & 3200)	14	Deadbolt thrown or retracted by key from either side. Bolt automatically deadlocks when fully thrown.	E2141 E2142	
<b>Single</b> (3100 & 3200)	15	Deadbolt thrown or retracted by key from outside or by inside turn unit. Bolt automatically deadlocks when fully thrown.	E2151 E2152	
<b>Classroom</b> (3100)	18	Deadbolt thrown or retracted by key from outside. Inside turn unit will retract bolt only. Bolt automatically deadlocks when fully thrown.	E2171	
<b>Thumbturn</b> (no cylinder) (3200)	19	Deadbolt thrown or retracted by turn unit only. No outside trim. Bolt automatically deadlocks when fully thrown.	E2192	