



Five Knuckle



Plain Bearing

1541 Brass with Brass Pin
Stainless Steel with Stainless Steel pin

- Reversible
- Square corners
- Removable pin

Hinge Size		Gauge of Metal	Hole Count	Pin Diameter	Screw Size (Wood)
Inches	mm				
3 1/2 x 3 1/2	89 x 89	0.085	6	0.234	3/4 x 9 FH
4 x 4	102 x 102	0.085	8	0.234	3/4 x 9 FH

Five Knuckle



Plain Bearing

RC1542 Brass with Brass Pin
Stainless Steel with Stainless Steel pin

- Reversible
- Round corners (5/8" radius)
- Removable pin

Hinge Size		Gauge of Metal	Hole Count	Pin Diameter	Screw Size (Wood)
Inches	mm				
3 1/2 x 3 1/2	89 x 89	0.085	6	0.234	3/4 x 9 FH
4 x 4	102 x 102	0.085	8	0.234	3/4 x 9 FH



Ball Bearing

BB1541 Stainless Steel with Stainless Steel pin

- Reversible
- Square corners
- Removable pin

Hinge Size		Gauge of Metal	Hole Count	Pin Diameter	Screw Size (Wood)
Inches	mm				
3 1/2 x 3 1/2	89 x 89	0.085	6	0.234	3/4 x 9 FH
4 x 4	102 x 102	0.085	8	0.234	3/4 x 9 FH



Ball Bearing

RCBB1542 Stainless Steel with Stainless Steel pin

- Reversible
- Round corners (5/8" radius)
- Removable pin

Hinge Size		Gauge of Metal	Hole Count	Pin Diameter	Screw Size (Wood)
Inches	mm				
3 1/2 x 3 1/2	89 x 89	0.085	6	0.234	3/4 x 9 FH
4 x 4	102 x 102	0.085	8	0.234	3/4 x 9 FH



Plain Bearing

RC1541 Brass with Brass Pin
Stainless Steel with Stainless Steel pin

- Reversible
- Round corners (1/4" radius)
- Removable pin

Hinge Size		Gauge of Metal	Hole Count	Pin Diameter	Screw Size (Wood)
Inches	mm				
3 1/2 x 3 1/2	89 x 89	0.085	6	0.234	3/4 x 9 FH
4 x 4	102 x 102	0.085	8	0.234	3/4 x 9 FH



Plain Bearing

1543 Brass with Brass Pin
Stainless Steel with Stainless Steel pin

- Assembled right hand
- Square by 5/8" radius
- Removable pin

Hinge Size		Gauge of Metal	Hole Count	Pin Diameter	Screw Size (Wood)
Inches	mm				
4 x 4	102 x 102	0.085	8	0.234	3/4 x 9 FH



Ball Bearing

RCBB1541 Stainless Steel with Stainless Steel pin

- Reversible
- Round corners (1/4" radius)
- Removable pin

Hinge Size		Gauge of Metal	Hole Count	Pin Diameter	Screw Size (Wood)
Inches	mm				
3 1/2 x 3 1/2	89 x 89	0.085	6	0.234	3/4 x 9 FH
4 x 4	102 x 102	0.085	8	0.234	3/4 x 9 FH



Ball Bearing

BB1543 Brass with Brass Pin
Stainless Steel with Stainless Steel pin

- Assembled right hand
- Square by 5/8" radius
- Removable pin

Hinge Size		Gauge of Metal	Hole Count	Pin Diameter	Screw Size (Wood)
Inches	mm				
4 x 4	102 x 102	0.085	8	0.234	3/4 x 9 FH



Residential Hinges

Full Mortise

Five Knuckle



Plain Bearing

1741 Steel with Steel pin

- Reversible
- Square corners
- Removable pin

Hinge Size		Gauge of Metal	Hole Count	Pin Diameter	Screw Size (Wood)
Inches	mm				
3 x 3	76 x 76	0.085	6	0.234	3/4 x 9 FH
3 1/2 x 3 1/2	89 x 89	0.085	6	0.234	3/4 x 9 FH
4 x 4	102 x 102	0.085	8	0.234	3/4 x 9 FH

Five Knuckle



Ball Bearing

RCBB1741 Steel with Steel Pin

- Reversible
- Round corners (1/4" radius)
- Removable pin

Hinge Size		Gauge of Metal	Hole Count	Pin Diameter	Screw Size (Wood)
Inches	mm				
3 1/2 x 3 1/2	89 x 89	0.085	6	0.234	3/4 x 9 FH
4 x 4	102 x 102	0.085	8	0.234	3/4 x 9 FH



Ball Bearing

BB1741 Steel with Steel pin

- Reversible
- Square corners
- Removable pin

Hinge Size		Gauge of Metal	Hole Count	Pin Diameter	Screw Size (Wood)
Inches	mm				
3 1/2 x 3 1/2	89 x 89	0.085	6	0.234	3/4 x 9 FH
4 x 4	102 x 102	0.085	8	0.234	3/4 x 9 FH



Plain Bearing

RC1842 Steel with Steel Pin

RC1841 Bulk Assembled

8741 Bulk Unassembled

- Reversible
- Round corners (5/8" radius)
- Removable pin

Hinge Size		Gauge of Metal	Hole Count	Pin Diameter	Screw Size (Wood)
Inches	mm				
3 1/2 x 3 1/2	89 x 89	0.085	6	0.234	3/4 x 9 FH
4 x 4	102 x 102	0.085	8	0.234	3/4 x 9 FH



Plain Bearing

RC1741 Steel with Steel Pin
Also Available Bulk Assembled

7741 Bulk Unassembled

- Reversible
- Round corners (1/4" radius)
- Removable pin

Hinge Size		Gauge of Metal	Hole Count	Pin Diameter	Screw Size (Wood)
Inches	mm				
3 x 3	76 x 76	0.085	6	0.234	3/4 x 9 FH
3 1/2 x 3 1/2	89 x 89	0.085	6	0.234	3/4 x 9 FH
4 x 4	102 x 102	0.085	8	0.234	3/4 x 9 FH



Ball Bearing

RCBB1842 Steel with Steel Pin

- Reversible
- Round corners (5/8" radius)
- Removable pin

Hinge Size		Gauge of Metal	Hole Count	Pin Diameter	Screw Size (Wood)
Inches	mm				
3 1/2 x 3 1/2	89 x 89	0.085	6	0.234	3/4 x 9 FH
4 x 4	102 x 102	0.085	8	0.234	3/4 x 9 FH



Plain Bearing

1743 Steel with Steel Pin

- Reversible
- Square corners
- Removable pin
- Security stud

Hinge Size		Gauge of Metal	Hole Count	Pin Diameter	Screw Size (Wood)
Inches	mm				
4 x 4	102 x 102	0.085	8	0.234	3/4 x 9 FH



Five Knuckle



Plain Bearing

RC1743 Steel with Steel Pin

- Reversible
- Round corners (1/4" radius)
- Removable pin
- Security stud

Hinge Size		Gauge of Metal	Hole Count	Pin Diameter	Screw Size (Wood)
Inches	mm				
4 x 4	102 x 102	0.085	8	0.234	3/4 x 9 FH

Five Knuckle



Plain Bearing

RC1846 Steel with Steel Pin
Also Available Bulk Assembled

- Reversible
- Round corners (5/8" radius)
- Riveted security pin

Hinge Size		Gauge of Metal	Hole Count	Pin Diameter	Screw Size (Wood)
Inches	mm				
4 x 4	102 x 102	0.085	8	0.234	3/4 x 9 FH



Plain Bearing

RC1843 Steel with Steel Pin

- Reversible
- Round corners (5/8" radius)
- Removable pin
- Security stud

Hinge Size		Gauge of Metal	Hole Count	Pin Diameter	Screw Size (Wood)
Inches	mm				
4 x 4	102 x 102	0.085	8	0.234	3/4 x 9 FH



Plain Bearing

RC1847 Steel with Steel Pin
Also Available Bulk Assembled

- Reversible
- Square corners/round corners (5/8" radius)
- Riveted security pin

Hinge Size		Gauge of Metal	Hole Count	Pin Diameter	Screw Size (Wood)
Inches	mm				
4 x 4	102 x 102	0.085	8	0.234	3/4 x 9 FH



Plain Bearing

1746 Steel with Steel Pin

- Reversible
- Square corners
- Riveted security pin

Hinge Size		Gauge of Metal	Hole Count	Pin Diameter	Screw Size (Wood)
Inches	mm				
4 x 4	102 x 102	0.085	8	0.234	3/4 x 9 FH



Plain Bearing

RC1748 Steel with Steel Pin

- Reversible
- Round corners (1/4" radius)
- Removable pin
- Template

Hinge Size		Gauge of Metal	Hole Count	Pin Diameter	Screw Size	
Inches	mm				Machine	Wood
3 1/2 x 3 1/2	89 x 89	0.085	6	0.234	1/2 x 10-24	1 x 9 FH



Plain Bearing

RC1746 Steel with Steel Pin

- Reversible
- Round corners (1/4" radius)
- Riveted security pin

Hinge Size		Gauge of Metal	Hole Count	Pin Diameter	Screw Size (Wood)
Inches	mm				
4 x 4	102 x 102	0.085	8	0.234	3/4 x 9 FH



Plain Bearing

RC1749 Steel with Steel Pin

- Reversible
- Round corners (1/4" radius)
- Removable pin
- Template

Hinge Size		Gauge of Metal	Hole Count	Pin Diameter	Screw Size	
Inches	mm				Machine	Wood
4 x 4	102 x 102	0.085	8	0.234	1/2 x 12-24	1 1/4 x 12



Residential Hinges

Full Mortise

Five Knuckle



Plain Bearing

8744 Steel with Steel Pin
Bulk Unassembled

- Square corners/round corners (5/8" radius)

Hinge Size		Gauge of Metal	Hole Count	Pin Diameter	Screw Size (Wood)
Inches	mm				
4 x 4	102 x 102	0.085	8	0.234	#9 phillips FH



Plain Bearing

1816 Steel with Steel Pin
Bulk Assembled

- Assembled right hand
- Square by 5/8" radius
- Removable pin

Hinge Size		Gauge of Metal	Hole Count	Pin Diameter	Screw Size (Wood)
Inches	mm				
4 x 4	102 x 102	0.085	8	0.234	#9 phillips FH



Ball Bearing

BB1816 Steel with Steel Pin

- Assembled right hand
- Square by 5/8" radius
- Removable pin

Hinge Size		Gauge of Metal	Hole Count	Pin Diameter	Screw Size (Wood)
Inches	mm				
4 x 4	102 x 102	0.085	8	0.234	3/4 x 9 FH



Plain Bearing

1817 Steel with Steel Pin
Bulk Assembled

- Assembled left hand
- Square by 5/8" radius
- Removable pin

Hinge Size		Gauge of Metal	Hole Count	Pin Diameter	Screw Size (Wood)
Inches	mm				
4 x 4	102 x 102	0.085	8	0.234	#9 phillips FH

Five Knuckle



Ball Bearing

BB1817 Steel with Steel Pin

- Assembled left hand
- Square by 5/8" radius
- Removable pin

Hinge Size		Gauge of Metal	Hole Count	Pin Diameter	Screw Size (Wood)
Inches	mm				
4 x 4	102 x 102	0.085	8	0.234	3/4 x 9 FH



Plain Bearing

1818 Steel with Steel Pin
Bulk Assembled

- Security stud
- Square by 5/8" radius
- Assembled right hand
- Removable pin

Hinge Size		Gauge of Metal	Hole Count	Pin Diameter	Screw Size (Wood)
Inches	mm				
4 x 4	102 x 102	0.085	8	0.234	#9 phillips FH




Plain Bearing

1819 Steel with Steel Pin
Bulk Assembled

- Security stud
- Square by 5/8" radius
- Assembled left hand
- Removable pin

Hinge Size		Gauge of Metal	Hole Count	Pin Diameter	Screw Size (Wood)
Inches	mm				
4 x 4	102 x 102	0.085	8	0.234	#9 phillips FH



Plain Bearing


1848 Steel with Steel Pin
Unassembled – 2 Per Box

- Reversible
- Square by 5/8" radius
- Removable pin

Hinge Size		Gauge of Metal	Hole Count	Pin Diameter	Screw Size (Wood)
Inches	mm				
4 x 4	102 x 102	0.085	8	0.234	3/4 x 9 FH



Five Knuckle



Plain Bearing

8746 Steel with Steel Pin
Bulk Unassembled

- Safety stud
- Square by 5/8" radius

Hinge Size		Gauge of Metal	Hole Count	Pin Diameter	Screw Size (Wood)
Inches	mm				
4 x 4	102 x 102	0.085	8	0.234	#9 phillips FH

Six Knuckle



Plain Bearing

RC1641 Steel with Steel Pin
Bulk Assembled

8641 Bulk Unassembled

- Reversible
- Round corners (5/8" radius)
- Removable pin

Hinge Size		Gauge of Metal	Hole Count	Pin Diameter	Screw Size (Wood)
Inches	mm				
3 1/2 x 3 1/2	89 x 89	0.085	6	0.234	#9 phillips FH
4 x 4	102 x 102	0.085	8	0.234	#9 phillips FH

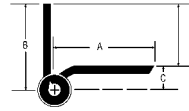
Five Knuckle



Plain Bearing

1164 Steel with Steel Pin

- Beveled surface leaf
- Square corners
- Removable pin



Hinge Size		Gauge of Metal	Hole Count	Wood Screw Size	
Inches	mm			Door Leaf	Jamb Leaf
3	76	0.085	6	3/4 x 9 FH	3/4 x 9 FH
3 1/2	89	0.085	6	3/4 x 9 FH	3/4 x 9 FH
4	102	0.085	8	1 x 9 FH	1 x 9 FH

Hinge Size		Door Leaf Width "A"		Jamb Leaf Width "B"		Jamb Leaf Offset "C"		Application "D"	
Inches	mm	Inches	mm	Inches	mm	Inches	mm	Inches	mm
3	76	17/16	36	1 1/4	32	3/8	10	7/8	22
3 1/2	89	19/16	39	1 3/4	45	1/2	12.5	1 1/4	32
4	102	1 3/4	45	1 13/16	46	1/2	12.5	1 5/16	33



Residential Hinges

Spring



Full Mortise

For automatic closing of door. Light weight for residential use.

- 1750** Steel
Square corners
- 1760** Stainless Steel
Square corners
- 1751** Steel
Round corners (1/4" radius)
- 1761** Stainless Steel
Round corners (1/4" radius)
- 1752** Steel
Round corners (5/8" radius)
- 1762** Stainless Steel
Round corners (5/8" radius)



Full Mortise

For automatic closing of door. Light weight for residential use or Timely Style frames.

- 1734** Stainless Steel
Round corners (1/4" radius)
- 1744** Steel
Round corners (1/4" radius)

Hinge Size		Gauge of Metal	Hole Count	Screw Size	
Inches	mm			Machine	Wood
4 x 4	102 x 102	0.097	8	1/2 x 12-24	1 1/4 x 12

Hinge Size		Recommended Max Door Weight (lbs.)	Spring Hinge	Butt Hinge	Spring Hinge Location
Inches	mm				
4 x 4	102 x 102	45	1	2	Center
		70	2	1	Top/Btm or Ctr/Btm
		90	3	-	All

Hinge Size		Gauge of Metal	Hole Count	Screw Size (Wood)
Inches	mm			
3 1/2 x 3 1/2	89 x 89	0.097	6	3/4 x 9 FH
4 x 4	102 x 102	0.097	8	1 x 9 FH

Hinge Size		Recommended Max Door Weight (lbs.)	Spring Hinge	Butt Hinge	Spring Hinge Location
Inches	mm				
3 1/2 x 3 1/2	89 x 89	45	1	2	Center
		70	2	1	Top/Btm or Ctr/Btm
		90	3	-	All
4 x 4	102 x 102	45	1	2	Center
		70	2	1	Top/Btm or Ctr/Btm
		90	3	-	All



Full Mortise

For automatic closing of door. Light weight for residential use

- 1754** Steel
Square corners/round corners (5/8" radius)
- 1764** Stainless Steel
Square corners/round corners (5/8" radius)

Hinge Size		Gauge of Metal	Hole Count	Screw Size (Wood)
Inches	mm			
4 x 4	102 x 102	0.097	8	1 x 9

Hinge Size		Recommended Max Door Weight (lbs.)	Spring Hinge	Butt Hinge	Spring Hinge Location
Inches	mm				
4 x 4	102 x 102	45	1	2	Center
		70	2	1	Top/Btm or Ctr/Btm
		90	3	-	All

Residential Hinges



Finishes

US & HAGER	DESCRIPTION	STEEL	BRASS	STAINLESS STEEL
1D	Black	N/A	N/A	N/A
2D	Brass Tone Dichromate	N/A	N/A	N/A
2CD	Brushed Zinc Plate	N/A	N/A	N/A
H2H	Mechanical Galvanized	N/A	N/A	N/A
3	Bright Brass	632	605	N/A
3LB	Light Brass	N/A	N/A	N/A
4	Satin Brass	633	606	N/A
10	Satin Bronze	639	612	N/A
10A	Antique Brass, Laquered	641	614	N/A
10R	Matte Laquere Antique Bronze	N/A	N/A	N/A
15	Satin Nickel	649	619	N/A
26	Bright Chromium Plated	651	625	N/A
26D	Satin Chromium Plated	652	626	N/A
32	Stainless Steel Metal, Bright	N/A	N/A	629
32D	Stainless Steel Metal, Satin	N/A	N/A	630
P	Prime Coat	600	600	N/A
ABA/US5	Antique Brass	638	609	N/A
AN/US15A	Antique Nickel	647	620	N/A
LS	"Luma Sheen®"	689	689	N/A

Note: Not all products available in all finishes

